

OIML Member State
The Netherlands

Number R117/2007-A-NL1-25.02 revision 1
Project number 4057669
Page 1 of 4

Issuing authority NMI Certin B.V.
Person responsible: M.Ph.D. Schmidt

Applicant and Manufacturer Emerson Process Management
Micro Motion Inc.
7070 Winchester Circle
Boulder, CO 80301
United States of America

Identification of the certified type A **density sensor** (a sensor as a part of a densitometer)
Type: CDM100M; CDM100P

Characteristics See following page(s)

This OIML Certificate is issued under scheme A.

This Certificate attests the conformity of the above identified type (represented by the sample(s) identified in the OIML Type Evaluation Report) with the requirements of the following Recommendation of the International Organization of Legal Metrology (OIML):

R 117-1: 2007 "Dynamic measuring systems for liquids other than water"

Accuracy class 0,3

This Certificate relates only to the metrological and technical characteristics of the type of measuring instrument covered by the relevant OIML International Recommendation identified above. This Certificate does not bestow any form of legal international approval.

This certificate and supporting reports comply with the requirements of OIML-CS-PD-07 clause 6.2.

Important note: Apart from the mention of the Certificate's reference number and the name of the OIML Member State in which the Certificate was issued, partial quotation of the Certificate and of the associated OIML Type Evaluation Report(s) is not permitted, although either may be reproduced in full.

Issuing Authority **NMI Certin B.V., OIML Issuing Authority NL1**
9 January 2026

Certification Board

NMI Certin B.V.
Thijssseweg 11
2629 JA Delft
the Netherlands
T +31 88 636 2332
certin@nmi.nl
www.nmi.nl

This document is issued under the provision that no liability is accepted and that the applicant shall indemnify third-party liability.

The notification of NMI Certin B.V. as Issuing Authority can be verified at www.oiml.org


This document is digitally signed and sealed. The digital signature can be verified in the blue ribbon at the top of the electronic version of this certificate.






OIML Member State
The Netherlands

Number R117/2007-A-NL1-25.02 revision 1
Project number 4057669
Page 2 of 4



The conformity was established by the results of tests and examinations provided in the associated report(s):

- 
- No. NMI-12200566-01 dated 13 April 2015 that includes 114 pages.
 - No. NMI-2172717-01 dated 25 April 2019 that includes 28 pages.

Characteristics of the density sensor

In Table 1 the general characteristics of the density sensor are presented. In the metal housing of the density sensor, two parallel tubes are mounted which are set into a vibrating motion by a drive coil which is controlled by the transmitter. The two pick-off coils generate signals representative for the frequency of motion of the measurement tubes. The resonance frequency depends, among other things, on the density of the liquid in the measurement tubes. The transmitter can output this resonance frequency either directly or via serial communication.

For software version 2.11 onwards, the transmitter when connected to an external pressure and temperature transmitter via HART is capable of calculating the line density and also converting it to density at reference conditions. These density values can be outputted via RS-485 Modbus serial communication, BELL 202 HART protocol or 4 ... 20 mA analog signal.

The line density is calculated using Mobrey/Solatron density formulas and are converted into density at reference conditions using the following conversion methods.



Conversion of measured density to density at reference conditions (0kPa, 15°C) is carried out using:



- Table 53A for generalized crude oils;
 - Table 53B for generalized products;
 - Table 53D for generalized lubricating oils;
- as specified in API Manual of Petroleum Measurements Standards, Chapter 11, Physical Properties Data, Section 1 (also known as ASTM D1250-07).

Conversion of measured density to density at reference conditions (0kPa, 20°C) is carried out using:


- Table 59A for generalized crude oils;
 - Table 59B for generalized products;
 - Table 59D for generalized lubricating oils;
- as specified in API Manual of Petroleum Measurements Standards, Chapter 11, Physical Properties Data, Section 1 (also known as ASTM D1250-07).

Apart from the above density calculations the density sensor is also capable of concentration measurement calculations of alcohol according to OIML R22, density conversion for Fatty Acid Methyl Ester (FAME) according to EN14214:2008 + A1:2009 and density conversion for Methyl Ester.

Note: If in case the time period signal of the device is used as the output, the density sensor, along with the pressure and temperature sensor needs to be then connected to a flow computer. The actual density calculations and density conversion will then take place in the flow computer.



For software version 2.10 and lower, together with the calibration constants, a flow computer, to which the density sensor is connected and to which optionally external process pressure and temperature transmitters are connected, can calculate the liquid density under line conditions and/or under standard conditions.



The construction of the measuring instrument is recorded in the Documentation folder no. TC8272-3.

Table 1 General characteristics

Type designation	CDM100M (Stainless Steel) CDM100P (Nickel alloy C22 (N06022))
Destined for the measurement of	Products in a liquid state, excluding under pressure liquefied gases.
Density range	630 – 1300 kg/m ³
Accuracy class	0,3; 0,5; 1,0
Environment classes	M2 / E2
Temperature range ambient	-10 / +55 °C condensing; open and closed locations
Temperature range liquid	-10 / +60 °C
Maximum pressure	100 bar(g)
Viscosity range	0,6 – 8,5 mPa·s
Maximum flow rate	10 kg/min
Power supply	100 – 240 VAC 24 VDC
Software version	Version number: 1.62, Checksum: ED596201
	Version number: 1.64, Checksum: 628A6935
	Version number: 2.00, Checksum: 8C64F133
	Version number: 2.02, Checksum: 2936EF98
	Version number: 2.10, Checksum: AEA67C3D
	Version number: 2.11, Checksum: A0162290
	Version number: 2.20, Checksum: 4D9E3DC
	Version number: 2.32, Checksum: 94578E99
	Version number: 2.40, Checksum: E6DA2CB0
Version number: 2.42, Checksum: F3188612	
External Supply 1	Type : QUINT PS/1AC/24 VDC/3.5 Environment classes : M2 / E2 Power supply : 100 – 240 VAC, 50 – 60 Hz
External Supply 2	Type : QUINT PS/24 VDC/24 VDC/5 Environment classes : M2 / E2 Power supply : 24 VDC



OIML Certificate

OIML Member State
The Netherlands

Number R117/2007-A-NL1-25.02 revision 1
Project number 4057669
Page 4 of 4

Certificate history:

This revision replaces the previous version.

Revision	Date	Description of the modification
0	10 February 2025	Initial issue
1	9 January 2026	Software update 2.42